

GV3P32

TeSys GV3 Manual Starter and Protector, thermal magnetic circuit protector, rotary knob, 23...32 A, EverLink BTR connectors

Product availability : Stock - Normally stocked in distribution facility



Price* : 404.00 USD



Main

| | |
|----------------------|------------------|
| Range | TeSys |
| Product name | TeSys GV3 |
| Device short name | GV3P |
| Device application | Motor |
| Trip unit technology | Thermal-magnetic |

Complementary

| | |
|---|--|
| Poles description | 3P |
| Network type | AC |
| Utilisation category | AC-3 IEC 60947-4-1 Category A IEC 60947-2 |
| Network frequency | 50/60 Hz IEC 60947-4-1 |
| Fixing mode | 35 mm symmetrical DIN rail clipped Panel screwed with 3 x M4 screws) |
| Operating position | Any position |
| Motor power kW | 15 kW 400/415 V AC 50/60 Hz 18.5 kW 500 V AC 50/60 Hz 22 kW 690 V AC 50/60 Hz |
| Breaking capacity | 100 kA Icu 230/240 V AC 50/60 Hz IEC 60947-2 100 kA Icu 400/415 V AC 50/60 Hz IEC 60947-2 50 kA Icu 440 V AC 50/60 Hz IEC 60947-2 6 kA Icu 690 V AC 50/60 Hz IEC 60947-2 12 kA Icu 500 V AC 50/60 Hz IEC 60947-2 |
| [Ics] rated service short-circuit breaking capacity | 100 % 230/240 V AC 50/60 Hz IEC 60947-2 100 % 440 V AC 50/60 Hz IEC 60947-2 100 % 400/415 V AC 50/60 Hz IEC 60947-2 50 % 500 V AC 50/60 Hz IEC 60947-2 |

* Price is "List Price" and may be subject to a trade discount – check with your local distributor or retailer for actual price.

Oct 3, 2020

50 % 690 V AC 50/60 Hz IEC 60947-2

| | |
|---|--|
| Control type | Rotary knob |
| Line Rated Current | 32 A |
| Thermal protection adjustment range | 23...32 A |
| Magnetic tripping current | 448 A |
| [Ue] rated operational voltage | 690 V AC 50/60 Hz IEC 60947-2 |
| [Ui] rated insulation voltage | 690 V AC 50/60 Hz IEC 60947-2 |
| [Ith] conventional free air thermal current | 32 A IEC 60947-4-1 |
| [Uimp] rated impulse withstand voltage | 6 kV IEC 60947-2 |
| Power dissipation per pole | 8 W |
| Mechanical durability | 50000 cycles |
| Electrical durability | 50000 cycles AC-3 440 V In |
| Maximum operating rate | 25 cyc/h |
| Rated duty | Continuous IEC 60947-4-1 |
| Connections - terminals | EverLink BTR screw connectors 2 0.00...0.04 in ² (1...25 mm ²) solid EverLink BTR screw connectors 2 0.00...0.04 in ² (1...25 mm ²) flexible without cable end EverLink BTR screw connectors 2 0.00...0.04 in ² (1...25 mm ²) flexible with cable end |
| Tightening torque | 44.25 lbf.in (5 N.m) EverLink BTR screw connectors 0.04 in ² (25 mm ²) 70.81 lbf.in (8 N.m) EverLink BTR screw connectors 0.05 in ² (35 mm ²) |
| Suitability for isolation | Yes IEC 60947-1 |
| Phase failure sensitivity | Yes IEC 60947-4-1 |
| Maximum Height | 5.20 in (132 mm) |
| Maximum Width | 2.17 in (55 mm) |
| Maximum Depth | 5.35 in (136 mm) |
| Net Weight | 2.12 lb(US) (0.96 kg) |

Environment

| | |
|---------------------------------------|---|
| Standards | EN/IEC 60947-2 EN/IEC 60947-4-1 CSA C22.2 No 60947-4-1 UL 60947-4-1 |
| Product certifications | IECEE CB Scheme UL CSA CCC EAC ATEX BV LROS (Lloyds register of shipping) DNV-GL ABS |
| Protective treatment | TH |
| IP degree of protection | IP20 IEC 60529 |
| IK degree of protection | IK09 |
| Ambient air temperature for operation | -4...140 °F (-20...60 °C) |
| Ambient air temperature for storage | -40...176 °F (-40...80 °C) |
| Fire resistance | 1760 °F (960 °C) IEC 60695-2-1 |
| Operating altitude | 9842.52 ft (3000 m) |

Ordering and shipping details

| | |
|-----------------------|------------------------------------|
| Category | 22366 - MAN STR PROTECTORS-GV1/GV3 |
| Discount Schedule | I11 |
| GTIN | 00785901492337 |
| Nbr. of units in pkg. | 1 |
| Package weight(Lbs) | 2.21 lb(US) (1.00 kg) |
| Returnability | Yes |

| | |
|-------------------|----|
| Country of origin | FR |
|-------------------|----|

Packing Units

| | |
|------------------------------|---------------------------|
| Unit Type of Package 1 | PCE |
| Package 1 Height | 2.56 in (6.5 cm) |
| Package 1 width | 5.71 in (14.5 cm) |
| Package 1 Length | 6.30 in (16 cm) |
| Unit Type of Package 2 | P06 |
| Number of Units in Package 2 | 120 |
| Package 2 Weight | 293.48 lb(US) (133.12 kg) |
| Package 2 Height | 29.53 in (75 cm) |
| Package 2 width | 31.50 in (80 cm) |
| Package 2 Length | 23.62 in (60 cm) |

Offer Sustainability

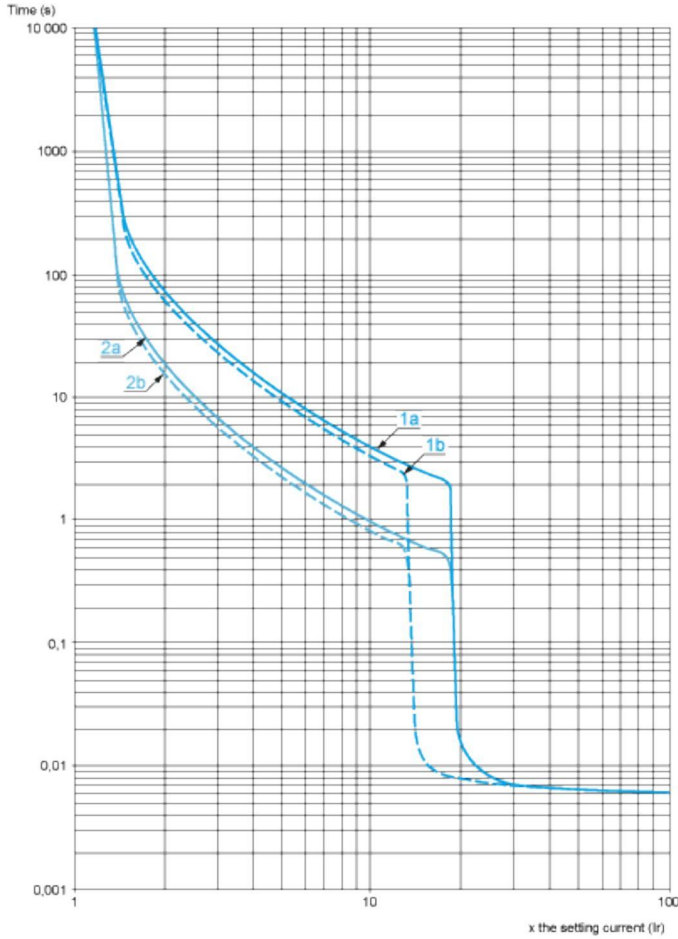
| | |
|----------------------------|---|
| Sustainable offer status | Green Premium product |
| California proposition 65 | WARNING: This product can expose you to chemicals including: Antimony oxide & Antimony trioxide which is known to the State of California to cause Carcinogen harm. For more information go to www.p65warnings.ca.gov |
| EU RoHS Directive | Compliant EU RoHS Declaration |
| Mercury free | Yes |
| RoHS exemption information | Yes |
| China RoHS Regulation | China RoHS declaration Product out of China RoHS scope. Substance declaration for your information. |
| Environmental Disclosure | Product Environmental Profile |
| WEEE | The product must be disposed on European Union markets following specific waste collection and never end up in rubbish bins. |

Contractual warranty

| | |
|----------|-----------|
| Warranty | 18 months |
|----------|-----------|

Thermal-Magnetic Tripping Curves

Average Operating Times at 20 °C Related to Multiples of the Setting Current

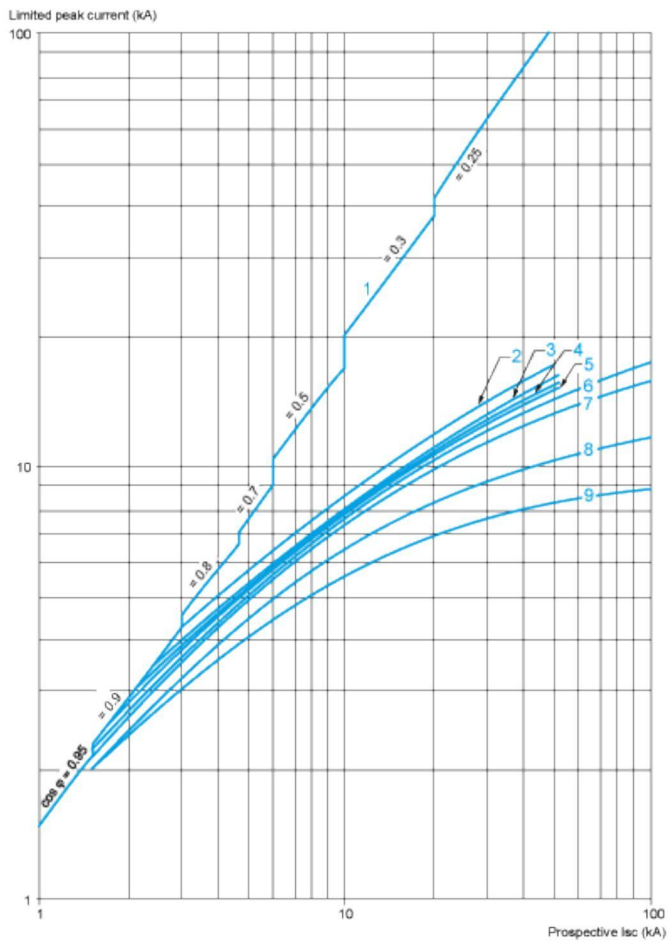


- 1a 3 poles from cold state (Ir minimum): GV3P
- 1b 3 poles from cold state (Ir maximum): GV3P
- 2a 3 poles from hot state (Ir minimum): GV3P
- 2b 3 poles from hot state (Ir maximum): GV3P

Current Limitation on Short-Circuit (3-Phase 400/415 V)

Dynamic Stress

$I_{peak} = f(\text{prospective } I_{sc}) \text{ at } 1.05 U_e = 435 \text{ V}$

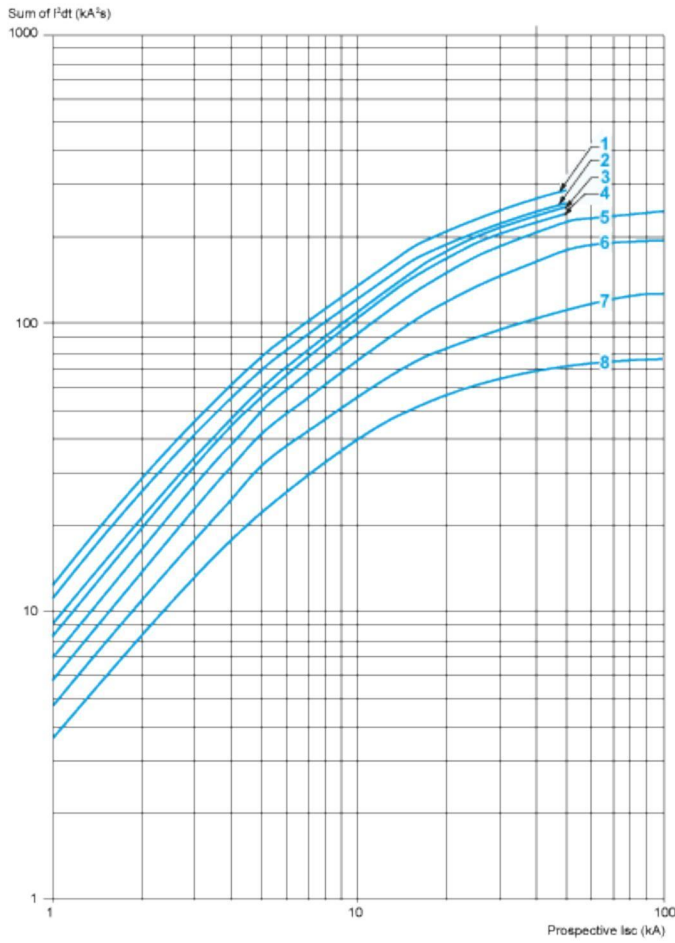


- 1 Maximum peak current
- 2 70-80 A (GV3P80), 62-73 A (GV3P73)
- 3 48-65 A (GV3P65)
- 4 37-50 A (GV3P50)
- 5 30-40 A (GV3P40)
- 6 23-32 A (GV3P32)
- 7 17-25 A (GV3P25)
- 8 12-18 A (GV3P18)
- 9 9-13 A (GV3P13)

Maximum Thermal Limit on Short-Circuit

Thermal Limit in kA^2s in the Magnetic Operating Zone

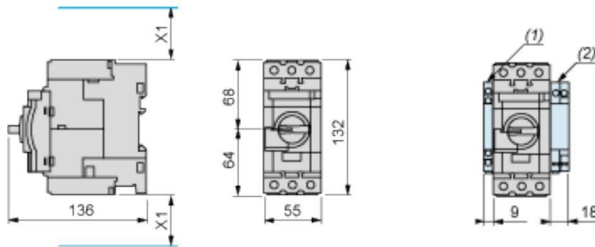
Sum of $I^2dt = f$ (prospective Isc) at $1.05 U_e = 435 V$



- 1 70-80 (GV3P80) - 62-73 (GV3P73)
- 2 48-65 A (GV3P65)
- 3 37-50 A (GV3P50)
- 4 30-40 A (GV3P40)
- 5 23-32 A (GV3P32)
- 6 17-25 A (GV3P25)
- 7 12-18 A (GV3P18)
- 8 9-13 A (GV3P13)

GV13L, GV3P

Dimensions



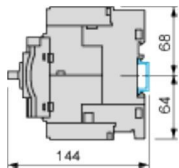
(1) Blocks GVAN... , GVAD... and GVAM11.

(2) Blocks GV3AU... and GV3AS... .

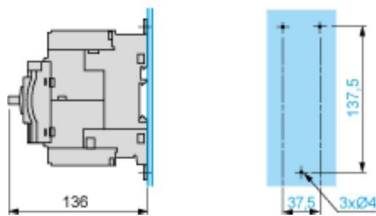
X1 = Electrical clearance (ISC max) 40 mm for $U_e \leq 500$ V, 50 mm for $U_e \leq 690$ V

NOTE: Leave a space of 9 mm between 2 circuit breakers: either an empty space or side-mounting add-on contact blocks. Side by side mounting is possible up to 40 °C.

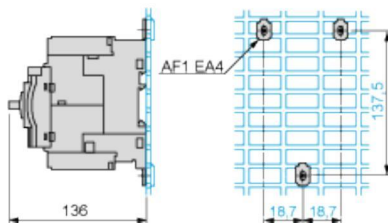
Mounting on Rail AM1 DE200 or AM1 ED201



Panel Mounting, using M4 Screws



Mounting on Pre-Slotted Plate AM1 PA



GV3P••

